

МІНІСТЕРСТВО ОСВІТИ І НАУКИ УКРАЇНИ
ПРИКАРПАТСЬКИЙ НАЦІОНАЛЬНИЙ УНІВЕРСИТЕТ
ІМЕНІ ВАСИЛЯ СТЕФАНІКА
ФАКУЛЬТЕТ ІНОЗЕМНИХ МОВ
КАФЕДРА АНГЛІЙСЬКОЇ ФІЛОЛОГІЇ

The Guide to
“Harry Potter
and the Chamber of Secrets”
by J.K. Rowling
Student’s Book

Практикум для розвитку навичок читання
оригінального художнього твору
(до роману Джоан К. Ролінг “Гаррі Поттер і таємна кімната”)

Івано-Франківськ
2013

Рецензенти:

Гошилик В.Б., доцент кафедри англійської філології факультету іноземних мов Прикарпатського національного університету імені Василя Стефаника, кандидат філологічних наук, доцент

Остапович О. Я., завідувач кафедри німецької філології Прикарпатського національного університету імені Василя Стефаника, кандидат філологічних наук, доцент

Романишин І.М., доцент кафедри англійської філології факультету іноземних мов Прикарпатського національного університету імені Василя Стефаника, кандидат педагогічних наук, доцент

*Рекомендовано до друку Вченою радою факультету іноземних мов
Прикарпатського національного університету
імені Василя Стефаника*

Б 61 Білик О.І., Артиш О.О. Практикум для розвитку навичок читання оригінального художнього твору (до роману Джоан К. Ролінг “Гаррі Поттер і таємна кімната”). Робочий зошит студента. – Івано-Франківськ, 2013. – 85 с.

В 61 Bilyk O.I., Artysh O.O. The Guide to “Harry Potter and the Chamber of Secrets” by J.K. Rowling. Student’s Book. – Ivano-Frankivsk, 2013. – 85 p.

Практикум розроблено з метою розвитку та вдосконалення навичок читання оригінального англійського художнього твору. Авторами обґрунтовано доцільність читання оригінальних творів під час вивчення іноземної мови.

Запропонований комплекс завдань спрямований на збагачення лексичного запасу слів, закріплення граматичного матеріалу та розвиток навичок письма. Запитання до тексту допоможуть перевірити знання твору, а додаткові вправи та кросворди зроблять роботу над матеріалом цікавою і водночас корисною.

Матеріал посібника можна використовувати у вищих навчальних закладах, а також для проведення факультативних занять у гімназіях, гуманітарних ліцеях, загальноосвітніх школах із поглибленим вивченням іноземних мов.

CONTENTS

Preface.....	4
Chapter I.....	7
Chapter II.....	10
Chapter III.....	13
Chapter IV.....	16
Chapter V.....	21
Chapter VI.....	24
Chapter VII.....	27
Chapter VIII.....	30
Chapter IX.....	33
Chapter X.....	38
Chapter XI.....	42
Chapter XII.....	46
Chapter XIII.....	50
Chapter XIV.....	54
Chapter XV.....	57
Chapter XVI.....	61
Chapter XVII.....	65
Chapter XVIII.....	69
Activities.....	73
Glossary.....	78
References.....	84

PREFACE

You probably know that even in your own language reading is regarded as important because it can be entertaining and educational, can open up new worlds and enrich your life, and can improve hand-eye co-ordination and enhance social skills.

But for learning a foreign language, in this case English, reading in that language has additional important benefits that can help you learn the language faster and more completely.

Reading is an essential skill for language learners. When your reading skills improve, your listening, speaking and writing skills improve too. Here are some of the specific reasons why English learners are encouraged to read in English:

- The constant repetition of words and patterns in reading helps you learn and remember vocabulary and grammar structures.
- Reading helps you become familiar with the rhythm of English. Over time it will start to feel natural and you will notice when a sentence or phrase doesn't seem right.
- Unlike conversation, reading is something you can do on your own.
- Reading is not expensive, often free.
- Good reading skills can improve your other language skills. You need to learn to read before you can write.
- Reading is the best way to learn and remember the proper spelling of words.
- Listening as you read along can help you improve your pronunciation skills.

Here are some pieces of advice how develop your reading skills:

Expand your knowledge by reading essays, novels and other pieces of literature that are outside of your comfort zone. For example, if you are accustomed to reading science-fiction novels, choose a biography of a famous historical figure unrelated to science. This will ensure that you are thinking about what you are reading, making connections to things you have a better understanding of and that the reading you are doing is challenging.

Record notes in the margins as you read through a text. Mark passages that you find interesting, confusing or exciting. Write questions in the margins and speak with a professor or peer about your questions to try to find solutions and gain understanding about the piece you are reading. Highlight sentences that you find inspiring and share them with others. Reading actively, by taking notes, will help you retain information from the piece you read and will give you something to think about and discuss later.

Communicate with other people about pieces that you read. Work in groups of your peers to discuss an article, journal entry or essay that you have all read. Consider the opinions and analyses of everyone in your group. Think about how your peers have read and processed the piece in order to give yourself new ways of thinking about the piece. Don't be afraid to defend your opinion, as this will help build your critical thinking and reasoning skills.

There are some reading strategies that can help you to read more effectively. Although the term reading strategies might sound too mechanical and dry for the ears of a creative book-lover, these strategies can enhance your grasping power and help you get the most out of any book or any text that you lay your eyes on. These skills might not necessarily be learned as rigid theories or rules but if understood well once they can definitely enhance the reading process and increase the quality as well as quantity of output that you get from after reading. Not only can these strategies be taught to children right from school, but can also be used by any person of any age to help improve their reading process.

Speed-reading is actually a combination of various reading methods. The aim of speed-reading is basically to increase the reading speed without compromising on the understanding or retention.

Scanning through the text is a reading strategy that can be used if you are particularly looking at the text through a set perspective in mind. You can only scan for portions that interest you. For the highlights or important points you can *skim* through the summary or the preface of the book or the beginning and the ending chapters.

Active Reading. There are times when you just cannot afford to skim through or scan through the text but need to get an in-depth understanding of the text that you read and hence you need to make sure you're actively involved with the text while reading it.

Reading the books about Harry Potter you should use the *active reading strategy*. There are four important points that you need to keep in mind during active reading which are as follows:

- **Underlining / Highlighting:** identify the most important parts of the text according to your own understanding and highlight or underline them using a pencil or a marker while you are reading. You can even use different colors to highlight diverse aspects of the text.
- **Make a Note of Key Words:** jot down the headings as you read and detail using one or two keywords for each point.
- **Questions:** before you start reading prepare for your reading by writing down all the questions you need to answer. This helps you to read accordingly and ensures you get the answers to all your questions and don't get distracted while reading.

- Summaries: after you've read one complete section of the text, summarize that portion in your own words. Later, go through the text again to check how accurate your summary is and modify / upgrade it in case you've left out any details.

These tips will help you to answer the questions (Task 4) and give the summary of a chapter (Task 7).

In Task 1 you have to find in the text the phrases and word combinations and write out the sentences with them.

Task 2 gives you the opportunity to revise and review key vocabulary. The typical task in this exercise is matching. When doing a matching task, you need to match the phrases to their synonyms, antonyms and definitions. The task typically contains one or two extra elements, which cannot be matched with any of the phrases. You must rule them out and match the other ones correctly.

Task 3 is a grammar task. It is based on the most important grammar areas that need to be mastered by first/second-year students.

To do Task 5 you have to listen to the record of the given abstract and read it with proper intonation and pronunciation. While listening you can mark pauses, stresses, rising and falling tones. Then read the abstract together with the record, it will help you to see your mistakes. Be patient when doing this task as you may need to play the record several times to read without mistakes.

Task 6 gives you an opportunity to practise in translating from English into your native language. As the book you are going to read is a piece of fiction you have to make literary translation.

In Task 7 you are supposed to produce a text (short or long). Most often these will be simple texts of everyday use. The short text (35-80 words) is usually a note, a postcard, an announcement or an invitation. The long text (100-150 words) might be a formal letter, an informal letter or a short story. Each of the text types has its own structure and requirements and you will have to bear that in mind when doing the task. You will need to use a variety of appropriate grammar structures, organize your writing in a logical way and pay attention to the spelling. Similarly, you have to use vocabulary which is natural in the given context as well as use appropriate language register. Always remember to read the instructions carefully as they will give you all the necessary information about what type of text you are asked to write.

If you want to improve your English, learn to love reading in English. The best readers often get the best grades, jobs and opportunities.

Chapter I
THE WORST BIRTHDAY

1. Find in the text the following phrases and word combinations and write out the sentences with them:

Over breakfast – *під час сніданку*

To let smb. out – *випускати когось*

The magic word – *чарівне слово (будь-ласка)*

To give a scream – *викрикнути*

To clap one's hands to/over one's mouth – *закрити рот руками*

To see/ watch something out of the corner of your eye – *побачити/ спостерігати краєчком ока*

As a matter of fact – *насправді*

To stop smb. from doing smth – *не дати зробити*

To take smb. through to (e.g. the dining room) – *провести кудись*

To burst into tears – *розплакатися*

To stay out of smb's way – *не заважати*

To be on the point of doing – *якраз збиратися щось зробити*

Countless times – *незліченну кількість разів*

4. Answer the questions:

1. Why did Mr. Vernon and Harry argue over breakfast?
2. Why did Mr. Dursley padlock Hedwig inside her cage?
3. What did Harry have to do during the dinner party with the Masons?
4. Whom did Harry miss more than anything else at Hogwarts?
5. What did Harry see in the hedge in the Dursleys' garden?
6. What work did Aunt Petunia give Harry to do after he had frightened Dudley?
7. What did Harry have for supper on his birthday?


5. Listen to the following abstract and read it with proper intonation and pronunciation:

Harry Potter was a wizard – a wizard fresh from his first year at Hogwarts School of Witchcraft and Wizardry. And if the Dursleys were unhappy to have him back for the holidays, it was nothing to how Harry felt.

He missed Hogwarts so much it was like having a constant stomachache. He missed the castle, with its secret passageways and ghosts, his classes (though perhaps not Snape, the Potions master), the mail arriving by owl, eating banquets in the Great Hall, sleeping in his four-poster bed in the tower dormitory, visiting the gamekeeper, Hagrid, in his cabin next to the Forbidden Forest in the grounds, and, especially, Quidditch, the most popular sport in the wizarding world (six tall goal posts, four flying balls, and fourteen players on broomsticks).

6. Translate the abstract above into Ukrainian.

7. Write a birthday card for Harry. Colour and decorate your card.



Chapter II
DOBBY'S WARNING

1. Find in the text the following phrases and word combinations and write out the sentences with them:

To shout out – *викрикнути*

To sink into a chair – *всістися на крісло (особливо, коли втомлений)*

To hang the head – *похнюпитися, сумувати*

To clap one's hands over ears – *закрити вуха руками*

To be in mortal danger – *бути у смертельній небезпеці*

Neat writing/handwriting; scrawl, scribble – *акуратний почерк; карлючки, неакуратний, нерозбірливий почерк*

To give one's word – *пообіцяти*

For one's own good – *заради чийогось добра; на чийось користь*

To slip your mind – *забувати про щось; вилетіло з голови*

Around the clock – *цілодобово*

A way out of – *вихід з*

To starve to death – *померти від голоду*

An unanswerable question – *питання, на яке немає відповіді*

2. Match the words/phrases to their definitions. There are two extra choices you do not need to use:

- | | |
|-----------------------------|--|
| 1. mortal | a. a question that has no answer |
| 2. scribble | b. to promise to do |
| 3. to slip your mind | c. to suffer or die because you do not have enough food to eat |
| 4. to starve to death | d. causing death |
| 5. an unanswerable question | e. to forget |
| | f. twenty-four hours |
| | g. careless and untidy writing |

3. Put the words in brackets in the right form:

"Th-thank you," said Harry, _____ (to edge) along the wall and _____ (to sink) into his desk chair, next to Hedwig, who _____ (to be) asleep in her large cage. He wanted _____ (to ask), "What are you?" but _____ (to think) it would sound too rude, so instead he said, "Who _____ (to be) you?"

4. Answer the questions:

1. Why did Dobby burst into tears when Harry asked him to sit down?
2. What did Dobby have to do to punish himself for meeting Harry Potter?
3. Why didn't Harry get any letters from his friends Ron and Hermione in summer?
4. What was Mrs. Mason afraid of?
5. Why was Uncle Vernon surprised when Harry read the letter from the Ministry of Magic?

5. Listen to the following abstract and read it with proper intonation and pronunciation:

Dear Mr. Potter,

We have received intelligence that a Hover Charm was used at your place of residence this evening at twelve minutes past nine.

As you know, underage wizards are not permitted to perform spells outside school, and further spellwork on your part may lead to expulsion from said school (Decree for the Reasonable Restriction of Underage Sorcery, 1875, Paragraph C).

We would also ask you to remember that any magical activity that risks notice by members of the non-magical community (Muggles) is a serious offense under section 13 of the International Confederation of Warlocks' Statute of Secrecy.

Enjoy your holidays!

Yours sincerely,

Mafalda Hopkirk

IMPROPER USE OF MAGIC OFFICE

Ministry of Magic

Chapter III
THE BURROW

1. Find in the text the following phrases and word combinations and write out the sentences with them:

To work for the Ministry – *працювати у міністерстві*

To do spells / do magic – *чаклувати*

To work overtime – *працювати понаднормово*

To put spells (a spell) on – *зачарувати когось (накласти прокляття на)*

To drive smb. mad – *звести з розуму; бісити, дратувати когось*

To keep your mouth closed – *мовчати*

To get out of hand – *виходити з-під контролю*

(To feel) wide awake – *не хотіти спати; сон не бере*

For your information – *до твого відома; щоб ти знав*

2. In each phrase or word combination one word is not correct. Cross out this word and write the necessary one:

To work information

For your hand

To put on mad

To keep your spells closed

To work for the mouth

To get out of overtime

To drive smb. Ministry

(To feel) wide spells

3. Write out 5 sentences in which the indefinite infinitive is used.

4. Answer the questions:

1. What was Mr. Weasley crazy about?
2. What did Mrs. Weasley look like when she met her sons after their night journey?
3. What did Mrs. Weasley order Ron, Fred and George to do after breakfast?
4. Why did the gnomes like the Weasleys' garden?
5. What did Harry say about Ron's room?

5. Listen to the following abstract and read it with proper intonation and pronunciation:

There was a violent scuffling noise, the peony bush shuddered, and Ron straightened up. "This is a gnome," he said grimly.

"Gerroff me! Gerroff me!" squealed the gnome.

It was certainly nothing like Santa Claus. It was small and leathery looking, with a large, knobby, bald head exactly like a potato. Ron held it at arm's length as it kicked out at him with its horny little feet; he grasped it around the ankles and turned it upside down.

"This is what you have to do," he said. He raised the gnome above his head ("Gerroff me!") and started to swing it in great circles like a lasso. Seeing the shocked look on Harry's face, Ron added, "It doesn't hurt them – you've just got to make them really dizzy so they can't find their way back to the gnomeholes."

6. Translate the abstract above into Ukrainian.

7. Mr. Weasley works in "The Misuse of Muggle Artifacts Office" department. His task is to bewitch things that are Muggle-made in case they end up back in a Muggle shop or house. Use the example and think of 2-3 Muggle-made items and what you think they might do if they were bewitched.

Muggle-made item	Description
<i>Example</i> vacuum cleaner	This item blows thick clouds of dust into the air. It is useful if someone wishes to hide someone in a cloud of dust, but it makes parents really angry.

Chapter IV
AT FLOURISH AND BLOTTS

1. Find in the text the following phrases and word combinations and write out the sentences with them:

To tuck something (e.g. a shirt) in – *заховати, заправити, засунути*

To hear from somebody – *отримати звістку, повідомлення від когось*

To take turns doing something – *робити щось по черзі*

To run low (on smth.) – *майже закінчитися (про гроші, наприклад)*

A pinch of – *пучка (солі та ін.)*

To take a deep breath – *глибоко вдихнути*

To get to one's feet – *стати на ноги, підвестися*

On a list – *у списку*

To drum one's fingers on – *стукати пальцями по чомусь*

Famous for – *відомий за/ через щось*

How may I be of assistance? – *Чим можу вам допомогти?*

To bite off more than you can chew – *намагатися зробити більше, ніж можеш*

In an undertone (to say, speak, tell) – *говорити напівголосно*

To make your way to /out of – *прямувати, пробиратися кудись; вибиратися з*

To smb's surprise – *на здивування когось*

Free of charge – *безкоштовно*

To speak, say in front of smb – *говорити у чийсь присутності*

In an instant = immediately – *негайно, відразу*

In public – *прилюдно*

2. Put in the missing propositions:

To speak, say _____ smb

_____ public

_____ smb's surprise

To bite _____ more than you can chew

Free _____ charge

To tuck something _____

To hear _____ somebody

To drum one's fingers _____

3. Write out 5 sentences in which the Objective Infinitive Complex is used.

4. Answer the questions:

1. What did the mirror over the mantelpiece say to Harry?
2. Why were the Weasleys worried when they read the list of the books for the coming year at Hofwarts?
3. What was Hermione busy with on vacation?
4. What did Ron, Harry, George and Fred use instead of balls to practice Quidditch and why?
5. Who repaired Harry's glasses?
6. What did Lokhart present Harry with?
7. What injuries did Mr. Weasley and Mr. Malfoy get in their fight?

5. Listen to the following abstract and read it with proper intonation and pronunciation:

Harry heard from Hogwarts one sunny morning about a week after he had arrived at the Burrow. He and Ron went down to breakfast to find Mr. and Mrs. Weasley and Ginny already sitting at the kitchen table.

The moment she saw Harry, Ginny accidentally knocked her porridge bowl to the floor with a loud clatter. Ginny seemed very prone to knocking things over whenever Harry entered a room. She dived under the table to retrieve the bowl and emerged with her face glowing like the setting sun. Pretending he hadn't noticed this, Harry sat down and took the toast Mrs. Weasley offered him.

6. Translate the abstract above into Ukrainian.

7. Imagine you are an employee in Mr Weasley's department. Write a report on a bewitched Muggle-made item you have investigated. The example may help you to plan your report.

*Ministry of Magic
Investigative report:*

Date:

21 September 2002

Investigated item:

Vacuum cleaner

Item location:

3 Cherry Tree Lane, Cheshire

Normally stored in laundry just inside backdoor

Current owner:

Elderly lady (Mrs Valerie Swinbourne), found vacuum cleaner when cleaning attic.

Description of item:

- one old-fashioned vacuum cleaner (approximate date of manufacture 1940)

- small upright, aluminium, barrel-shaped cleaner resembles a small robot (R2D2 in Star Wars)
- on-off switch located at bottom rear of cleaner.

Current problem:

Owner reports the vacuum cleaner will not turn off at times and starts up at unexpected hours (usually just as she has gone to sleep for the night).

Owner is very nervous of cleaner and is keen to give it away. She also reports a foul odour emanates from the cleaner when it is operating.

Evaluation:

An investigation of the history for this cleaner reveals it belonged to a wizard named Albert Ninestein who went missing, presumed lost, in 1941. Albert was house-proud and bewitched the cleaner to function whenever it sensed an accumulation of dust.

Recommendation:

Send a bogus second-hand dealer to purchase cleaner from Mrs Swinbourne. If this cannot be achieved then the item will need to be removed by the Retrieval Branch.

Name of investigator: _____ **Signature:** _____

Footnote: An inspection of the vacuum cleaner by the mechanical department revealed a wizard ring inscribed with the initials A.N.

*Ministry of Magic
Investigative report:*

Date:

Investigated item:

Item location:

Current owner:

Description of item:

Current problem:

Evaluation:

Recommendation:

Name of investigator: _____ **Signature:** _____

Footnote:

THE WHOMPING WILLOW

1. Find in the text the following phrases and word combinations and write out the sentences with them:

To be looking forward to – *з нетерпінням чекати*

To feel jealous of – *заздрити; ревнувати*

In broad daylight – *серед білого дня*

In the blink of an eye – *дуже швидко, миттю*

To make sure – *переконатися, упевнитися*

To wheel a trolley – *везти візок*

To lose control of – *втратити контроль над чимось*

Glove compartment – *бардачок*

To watch out for – *бути на сторожі*

To run for it – *утікати дуже швидко*

To be done for – *приречений; убитий. "We're done for!" – Нам кінець!*

To look/glance over your shoulder – *оглянутися*

To whisper/say in somebody's ear – *прошепотіти/сказати комусь на вухо*

To be sacked – *бути звільненим*

2. Match the phrases and word combinations on the left to their synonyms on the right:

- | | |
|--------------------------------------|-----------------------|
| 1. In the blink of an eye | a. to look behind you |
| 2. Glove compartment | b. to be fired |
| 3. To look/glance over your shoulder | c. to be envious of |
| 4. To be sacked | d. glove box |
| 5. To feel jealous of | e. very quickly |

3. Write out 5 sentences in which the Subjective Infinitive Complex is used.

4. Answer the questions:

1. What didn't Mrs Weasley let her husband do in broad daylight?
2. What did you have to do to get on platform nine and three-quarters?
3. What for did Snape want Ron and Harry to be expelled?
4. What was the second years' new password in Gryffindor House?

5. Listen to the following abstract and read it with proper intonation and pronunciation:

It was as though they had been plunged into a fabulous dream. This, thought Harry, was surely the only way to travel - past swirls and turrets of snowy cloud, in a car full of hot, bright sunlight, with a fat pack of toffees in the glove compartment, and the prospect of seeing Fred's and George's jealous faces when they landed smoothly and spectacularly on the sweeping lawn in front of Hogwarts castle.

They made regular checks on the train as they flew farther and farther north, each dip beneath the clouds showing them a different view. London was soon far behind them, replaced by neat green fields that gave way in turn to wide, purplish moors, a great city alive with cars like multicolored ants, villages with tiny toy churches.

6. Translate the abstract above into Ukrainian.

Chapter VI
GILDEROY LOCKHART

1. Find in the text the following phrases and word combinations and write out the sentences with them:

To burst into flames/flame – *загорітися*

To dwell on – *міркувати про; докладно зупинятися на*
Course schedule – *розклад занять*

To slam/ the door in somebody's face – *грюкнути/закрити двері перед чиймось носом*

(Five times) in a row – *(п'ять разів) підряд*

To know by sight – *знати з вигляду*

On somebody's mind – *думати про щось*

To be damaged beyond repair – *пошкоджений настільки, що неможливо відремонтувати*

To take pictures – *фотографувати*

To clench one's fists – *стиснути кулаки*

To cut short – *перебивати; уривати (розмову)*

To clear one's throat – *прокашлятися*

To say no to – *відмовитися від чогось*

To listen with rapt attention – *захоплено слухати когось*

To bite on smth. – *вкусити за щось*

Hands-on experience – *практичний досвід*

2. Complete the sentences. Use the phrases and word combinations mentioned above.

She has been out three nights _____.

When I entered the room Jane was reading and the children _____.

He _____ and was ready to attack.

The doctor was examining a man who _____ his left arm by a dog.

The Prime Minister _____ and started to speak.

They have a very hard time and must _____ momentary pleasures.

3. Write out 5 sentences in which the Infinitive of purpose is used.

4. Answer the questions:

1. What's a Howler?
2. Who sent a Howler to Ron?
3. Why did the students have to put on the earmuffs in Herbology?
4. What did the Gryffindors do at their first class of Transfiguration?
5. Did Ron, Harry and Hermione do well in Transfiguration?
6. What would Lockhart's ideal birthday gift be?

5. Listen to the following abstract and read it with proper intonation and pronunciation:

It was pandemonium. The pixies shot in every direction like rockets. Two of them seized Neville by the ears and lifted him into the air. Several shot straight through the window, showering the back row with broken glass. The rest proceeded to wreck the classroom more effectively than a rampaging rhino. They grabbed ink bottles and sprayed the class with them, shredded books and papers, tore pictures from the walls, up-ended the waste basket, grabbed bags and books and threw them out of the smashed window; within minutes, half the class was sheltering under desks and Neville was swinging from the iron chandelier in the ceiling.

Chapter VII
MUDBLOODS AND MURMURS

1. Find in the text the following phrases and word combinations and write out the sentences with them:

The crack of dawn/at the crack of dawn – *світанок/на світанку*

To get rid of – *позбутися*

To nod off – *дрімати, клювати носом*

Beyond control – *неконтрольований, невідвладний комусь*

To regain control of oneself – *взяти себе в руки; опанувати себе*

To put theories into practice – *застосувати теорію на практиці*

In/at the stadium – *на стадіоні*

In the stands – *на трибунах (стадіону)*

At full speed – *максимально швидко*

In person – *особисто; власною персоною*

To come into view – *потрапити у поле зору*

In surprise – *здивовано*

To make an (one's) appearance – *показуватися, з'являтися*

The last of something – *залишки чогось, решта*. Hermione finished the last of their tea – Герміона допила чай. John ate the last of the bread –

To expel from (e.g. University) – *виключати, виганяти з*

To look sideways at – *подивитися скося на когось/щось*

To wink at – *підморгувати комусь*

To set foot in something – *заходити кудись*

To be good at – *бути здібним у чомусь*

To drag one's feet – *волочити ноги*

To address an envelope – *писати адресу на конверті*

To break all records – *побити усі рекорди*

2. Unscramble the phrases and word combinations. In each line there is one extra word. Find and cross it out:

To break an envelope address an

To feet last drag

To sideways appearance make an

To all break feet records

To of address control oneself regain

To in top put foot practice theories

To wink sideways at look

To records at wink at

3. Write out 5 sentences in which the Gerund is used.

4. Answer the questions:

1. How many points does a team earn if its Seeker gets the Snitch?
2. What had Ron and Hermione brought out of the Great Hall before they came to watch the Quidditch training?
3. How did Draco become the new Slytherin Seeker?
4. What happened to Ron when he tried to cast a spell on Draco?
5. What detentions did Ron and Harry do after the accident in the stadium?

5. Listen to the following abstract and read it with proper intonation and pronunciation:

The Slytherin team were paralyzed with laughter. Flint was doubled up, hanging onto his new broomstick for support. Malfoy was on all fours, banging the ground with his fist. The Gryffindors were gathered around Ron, who kept belching large, glistening slugs. Nobody seemed to want to touch him.

"We'd better get him to Hagrid's, it's nearest," said Harry to Hermione, who nodded bravely, and the pair of them pulled Ron up by the arms.

"What happened, Harry? What happened? Is he ill? But you can cure him, can't you?" Colin had run down from his seat and was now dancing alongside them as they left the field. Ron gave a huge heave and more slugs dribbled down his front.

6. Translate the abstract above into Ukrainian.

7. Write a letter from Hermione to Dumbledore explaining what happened between Ron and Draco in the stadium.

Chapter VIII
THE DEATHDAY PARTY

1. Find in the text the following phrases and word combinations and write out the sentences with them:

A spate of colds (flu etc.) – спалах застуд (групу та ін.)

To be on fire – горіти

On end – безперервно

To drench to the skin – змокнути до нитки

A matter of no importance – неважлива справа

To part company (with somebody) – розійтися, розірвати стосунки з

To fulfill a requirement – відповідати вимозі, умові

Common knowledge – усім відомо

Don't breathe a word – нікому а ні слова!

To be at/on the point of doing – майже щось зробити

To waltz (to dance) to music – танцювати від музику

To make fun of – сміятися з, глузувати з

To strain your ears – напружити слух

2. Match the beginning to the end of the phrase. There are two extra choices you do not need to use:

- | | |
|---------------------------|----------------|
| 1. To fulfill a | a. word |
| 2. To strain your | b. important |
| 3. Common | c. knowledge |
| 4. To waltz (to dance) to | d. music |
| 5. To drench to the | e. importance |
| 6. A spate of | f. eyes |
| 7. Don't breathe a | g. ears |
| 8. A matter of no | h. colds |
| | i. skin |
| | j. requirement |

3. Write out 5 sentences in which the Gerund is used.

4. Answer the questions:

1. How old was Nearly Headless Nick?
2. What was Hermione's reaction to Nearly Headless Nick's invitation to his deathday party?
3. Where and when did the deathday party take place?
4. What entertainment did Dumbledore prepare for the students at Halloween?
5. What game did Sir Patrick and the rest of the Headless Hunt play at the deathday party?

5. Listen to the following abstract and read it with proper intonation and pronunciation:

It was an incredible sight. The dungeon was full of hundreds of pearly-white, translucent people, mostly drifting around a crowded dance floor, waltzing to the dreadful, quavering sound of thirty musical saws, played by an orchestra on a raised, black-draped platform. A chandelier overhead blazed midnight-blue with a thousand more black candles. Their breath rose in a mist before them; it was like stepping into a freezer.

On the other side of the dungeon was a long table, also covered in black velvet. They approached it eagerly but next moment had stopped in their tracks, horrified. The smell was quite disgusting. Large, rotten fish were laid on handsome silver platters; cakes, burned charcoal-black, were heaped on salvers; there was a great maggoty haggis, a slab of cheese covered in furry green mold and, in pride of place, an enormous gray cake in the shape of a tombstone, with tar-like icing forming the words, Sir Nicholas de Mimsy-Porpington died 31st October, 1492

Chapter IX
THE WRITING ON THE WALL

1. Find in the text the following phrases and word combinations and write out the sentences with them:

To happen to – *траплятися з*

To exchange looks – *обмінятися поглядами, подивитися один на одного*

Can't help doing – *не могли не...*
To feel sorry for – *шкодувати когось*

To do smb. good – *допомогти комусь*

A stomach rumbles (gives a rumble) – *у животі бурчить*

To be deprived of – *бути позбавленим чогось*

To be a good sign – *гарний знак*

To frame smb. for smth. – *несправедливо звинувачувати когось у чомусь*

To no effect – *безрезультатно*

To put in detention for smth. – *залишити після уроків (як покарання за щось)*

To be a great cat lover – *дуже любити котів*

In no time – *дуже швидко*

To be up to doing something – *займатися чимось, робити щось (зазвичай погане)*

To catch sight of – *побачити, помітити щось/когось*

Tiny writing – *дрібний почерк*

To bite one's lip – *прикусити губу*

On schedule – *у розкладі, за розкладом*

Put up your hand = raise your hand – *підняти руку*

To deal with – *мати справу з*

To be related to – *бути пов'язаним з*

To get off the subject – *змінити тему*

Behind smb's back – *за спиною у когось, нишком (говорити, робити)*

Not lay a finger on smb. – *і пальцем не зачепити когось*

To cry one's eyes out – *виплакати усі очі*

To teach smb. a lesson – *провчити когось*

To be in a bad/good temper – *бути у поганому/гарному настрої*

A signed note of permission from – *письмовий дозвіл від когось*

2. Complete the phrase or word combination. Choose a, b or c. Circle your answer.

1. Not lay a _____ on smb.

- a. hand
- b. finger
- c. toe

2. To be in a bad _____ .

- a. time
 - b. town
 - c. temper
3. To get off the _____ .
- a. subject
 - b. train
 - c. object
4. To put in _____ for smth.
- a. prison
 - b. dungeon
 - c. detention
5. To no _____ .
- a. affect
 - b. effect
 - c. aim
6. To _____ smb. a lesson.
- a. give
 - b. learn
 - c. teach
7. To _____ one's eyes out.
- a. cry
 - b. wipe
 - c. watch
8. A stomach _____ .
- a. dances
 - b. rumbles
 - c. jumps

3. Write out 5 sentences in which the Participle I is used.

4. Answer the questions:

1. What is a Squib? Who was a Squib at Hogwarts?
2. Who found the Chamber of Secrets according to the legend and why?
3. Who did Filch frame for murdering his cat and why?
4. Why didn't Harry tell the teachers about the voice he had heard?
5. Who was the only ghost teacher at Hogwarts? What subject did he teach?
6. Why was Ron afraid of spiders?
7. What was Percy's reaction when he saw Ron, Harry and Hermione leaving the girls' room?
8. Whom did Ron and Harry suspect of being the Heir of Slytherin?
9. What did Hermione offer to get inside the Slytherin common room and speak to

Chapter X
THE ROGUE BLUDGER

1. Find in the text the following phrases and word combinations and write out the sentences with them:

A reason for doing smth. – *причина, підстава щось зробити*

In a good mood – *у гарному настрої*

To deliver smb. from smth. – *визволяти когось від чогось*

To get to one's feet – *стати на ноги, підвестися*

To dedicate one's life to – *присвятити життя чомусь*

To drop one's voice – *знизити голос, тихіше розмовляти*

In your right mind – *при своєму розумі*

To chicken out – *виявляти малодушність, побоятися*

To break rules – *порушувати правила*

Not have a clue – *не розуміти, не мати поняття*

In some direction – *у якомусь напрямку*

On one's own – *самотійно*

To pass out – *непритомніти*

Focus on – *зосереджуватися на*

One good arm/hand (in his good hand) – здорова рука (якщо друга нездорова)

To come around – прийти до тями

To say/ speak through clenched teeth – говорити крізь зуби, зціпивши зуби

To bear in mind – пам'ятати

To take a deep breath – глибоко вдихнути

To stick up for smb. – захищати, підтримувати

To be in for smth. – очікувати (зазвичай чогось поганого)

Backward(s) and forward(s) – взад і вперед

To blow one's nose – видути носа

To present smb. with smth. – подарувати комусь щось

To risk one's life for smth. /smb. – ризикувати життям заради когось/чогось

I shudder to think – я здригаюсь від думки...; когось дрижаки беруть від думки...

2. Make up 5 sentences with the phrases and word combinations mentioned above.

3. Write out 5 sentences in which the Objective Participle Complex is used.

4. Answer the questions:

1. What did Harry help Professor Lockhart to do during Defense Against the Dark Arts classes?
2. How did Hermione get the note of permission for the book she needed?
3. Where did Harry, Ron and Hermione go to read the book they borrowed from the library?
4. What was wrong with one of the Bludgers during the Quidditch match?
5. What was the weather like on the day of the Quidditch match?
6. What happened to Harry when Lockhart tried to cure his broken hand?
7. Who made the Bludger pursue Harry during the game and why?
8. What made Dobby interrupt his meeting with Harry at hospital and disappear?
9. What happened to Colin's camera when Dumbledore opened it?

5. Listen to the following abstract and read it with proper intonation and pronunciation:

A strange and unpleasant sensation started at Harry's shoulder and spread all the way down to his fingertips. It felt as though his arm was being deflated. He didn't dare look at what was happening. He had shut his eyes, his face turned away from his arm, but his worst fears were realized as the people above him gasped and Colin Creevey began clicking away madly. His arm didn't hurt anymore - nor did it feel remotely like an arm.

"Ah," said Lockhart. "Yes. Well, that can sometimes happen. But the point is, the bones are no longer broken. That's the thing to bear in mind. So, Harry, just toddle up to the hospital wing - ah, Mr. Weasley, Miss Granger, would you escort him? - and Madam Pomfrey will be able to - er - tidy you up a bit."

6. Translate the abstract above into Ukrainian.

Chapter XI
THE DUELING CLUB

1. Find in the text the following phrases and word combinations and write out the sentences with them:

To do smth. left-handed – *робити щось лівою рукою*

Desperate to do smth. – *дуже хотіти щось зробити*

To be in good/high spirits – *бути у дуже гарному настрої*

To force a smile/laugh etc. – *змусити себе усміхнутися/засміятися*

To give smb. a fright – *налякати когось*

To take something (it) out on somebody – *вилити свою злість на когось*

To listen with one's mouth open – *слухати, відкривши рота (перен. захоплено)*

The first years – *першокурсники*

To take turns doing smth. – *робити щось по черзі*

To have nightmares – *бачити страшний сон (кошмар)*

To worm a secret (confession, information) out of a person — *вивідати у когось таємницю*

Notice board – *дошка оголошень*

To come in handy – *пригодитися*

To be all for (doing) something (=support something very much) – бути “за”

To be through (with somebody/something) – покінчити з

Who cares? – Байдуже!

To arrange one's face into a puzzled (sad, etc) expression – зробити здивований вираз обличчя

For heaven's sake – заради Бога!

Absorbing conversation – захоплююча розмова

To clear one's throat – прокашлятися

What do you want with him? – Навіщо він тобі? Що ти у нього хочеш?

To bring smb. to do smth. — заставити когось зробити щось

To catch somebody in the act (of doing something) – зловити на гарячому

To spring to life – оживати

2. Complete the phrase or word combination. Choose a, b or c. Circle your answer.

1. To _____ in the act.
 - a. catch
 - b. hide
 - c. get
2. To _____ a secret out of a person.
 - a. take
 - b. worm
 - c. pull
3. To clear one's _____ .
 - a. neck
 - b. throat

- c. head
4. To listen with one's _____ open.
 - a. eyes
 - b. ears
 - c. mouth
 5. To take _____ doing smth.
 - a. turns
 - b. hands
 - c. times
 6. To arrange one's face into a puzzled _____.
 - a. look
 - b. view
 - c. expression
 7. To give smb. a _____.
 - a. night
 - b. fright
 - c. kite
 8. To _____ to life.
 - a. jump
 - b. come
 - c. spring

3. Write out 5 sentences in which the Participle II is used.

4. Answer the questions:

1. What were Ron and Hermione doing in the girls' toilet?
2. How did Harry distract Snape's attention at Potions lesson?
3. What happened to the snake when Lockhart tried to get rid of it?
4. Why was everybody worried about Harry's being a Parselmouth?
5. Why was the last Herbology lesson of the term cancelled?
6. What song did Peeves sing about Harry?
7. How did they manage to transport Nearly Headless Nick?

5. Listen to the following abstract and read it with proper intonation and pronunciation:

Goyle's potion exploded, showering the whole class. People shrieked as splashes of the Swelling Solution hit them. Malfoy got a faceful and his nose began to swell like a balloon; Goyle blundered around, his hands over his eyes, which had expanded to the size of a dinner plate - Snape was trying to restore calm and find out what had happened. Through the confusion, Harry saw Hermione

slip quietly into Snape's office.

"Silence! SILENCE!" Snape roared. "Anyone who has been splashed, come here for a Deflating Draft - when I find out who did this -"

Harry tried not to laugh as he watched Malfoy hurry forward, his head drooping with the weight of a nose like a small melon. As half the class lumbered up to Snape's desk, some weighted down with arms like clubs, others unable to talk through gigantic puffedup lips, Harry saw Hermione slide back into the dungeon, the front of her robes bulging.

When everyone had taken a swig of antidote and the various swellings had subsided, Snape swept over to Goyle's cauldron and scooped out the twisted black remains of the firework. There was a sudden hush.

"If I ever find out who threw this," Snape whispered, "I shall make sure that person is expelled."

Harry arranged his face into what he hoped was a puzzled expression. Snape was looking right at him, and the bell that rang ten minutes later could not have been more welcome.

6. Translate the abstract above into Ukrainian.

7. Write the summary of this chapter (at least 100 words).

Chapter XII
THE POLYJUICE POTION

1. Find in the text the following phrases and word combinations and write out the sentences with them:

To have a bee in one's bonnet – *схибнутися на чомусь*

Somebody's heart leaps – *зрадіти, втішитися*

To burst into flames – *загорітися*

It's a shame/what a shame etc. – *як жаль...*

Penetrating stare – *проникливий погляд*

At this (that) rate — *за таких умов; у такому разі*

To skirt around smb. – *обходити (уникати) когось*

It is not a laughing matter – *Це не смішно!*

To get credit for – *отримати похвалу, честь за*

It was his duty as a prefect – *це був його обов'язок старости*

Positive – *Абсолютно! (розм.)*

To drink in large gulps – *пити великими ковтками*

To pig out (on) – *жадібно їсти (щось), обжиратися (чимось)*

To motion (for) somebody to do something – *показувати жестом комусь щось зробити*

To fine somebody £200/\$500 etc for (doing) smth. – *оштрафувати когось на (сума) за щось*

To set somebody (e.g. a dog) on somebody – *натравити когось (собаку) на когось*

To be slow on the uptake – *повільно міркувати (збагнути)*

It's a matter of time – *Це питання часу*

Without more (further) ado — *без подальших церемоній*

To hope against hope – *сподіватися без надії, розраховувати на чудо*

2. Match the phrases and word combinations to their translation:

- | | |
|----------------------------------|------------------------------|
| 1. Without more (further) ado | a. сподіватися без надії |
| 2. To pig out (on) | b. без подальших церемоній |
| 3. To be slow on the uptake | c. Це питання часу |
| 4. To hope against hope | d. повільно міркувати |
| 5. At this (that) rate | e. жадібно їсти |
| 6. To have a bee in one's bonnet | f. схибнутися на чомусь |
| 7. To drink in large gulps | g. Це не смішно! |
| 8. To skirt around smb. | h. пити великими ковтками |
| 9. It is not a laughing matter | i. за таких умов |
| | j. обходити (уникати) когось |
| | k. показувати жестом |

3. Write out 5 if-sentences. Comment on the type of the conditionals.

4. Answer the questions:

1. What happened to the phoenix in Dumbledore's office?
2. What was special about phoenixes?
3. Who stayed at Hogwarts for Christmas?


4. What present did Harry get from the Dursleys?
5. What did Hermione offer to do to get rid of Crabbe and Goyle for the time she needed?
6. What was the last ingredient of the Polyjuice Potion?
7. Where did Hermione get Millicent Bulstrode's hair?
8. What did Harry's potion taste like?
9. How did Goyle look every time a teacher asked him a question?
10. Who did Harry and Ron meet on their way to the Slytherin common room?
11. Did Malfoy know who Slytherin's heir was?

5. Listen to the following abstract and read it with proper intonation and pronunciation:

As suddenly as it had started, everything stopped. Harry lay facedown on the stone-cold floor, listening to Myrtle gurgling morosely in the end toilet. With difficulty, he kicked off his shoes and stood up. So this was what it felt like, being Goyle. His large hand trembling, he pulled off his old robes, which were hanging a foot above his ankles, pulled on the spare ones, and laced up Goyle's boatlike shoes. He reached up to brush his hair out of his eyes and met only the short growth of wiry bristles, low on his forehead. Then he realized that his glasses were clouding his eyes because Goyle obviously didn't need them – he took them off and called, "Are you two okay?" Goyle's low rasp of a voice issued from his mouth.

6. Translate the abstract above into Ukrainian.

7. Write a Christmas card for Hermione. Colour and decorate your card.



Chapter XIII
THE VERY SECRET DIARY

1. Find in the text the following phrases and word combinations and write out the sentences with them:

A get well card – *листівка із побажанням швидкого одужання*

To reach one's ears – *почути*

To listen hard/carefully/intently etc. – *слухати уважно*

The last (final) straw (also *the straw that broke the camel's back*) – *остання крапля (що переповнює чашу терпіння)*

To see at a glance – *швидко/легко побачити*

Now that — *тепер, коли*

What is up with her/you? — *що з нею/вами?*

OUT OF ORDER (sign) – *НЕ ПРАЦЮЄ* (вивіска)

To mind your own business — *займатися своєю справою; не втручатися в чужі справи*

Hang on! – *почекай!*

Variety store – *універсальний магазин*

To do smb. a favor — *зробити комусь послугу*

(To be, come, become) top of the class – *найкращий у класі*

To lose one's nerve — *розгніватися, втратити самовладання*

For good – *назавжди*

In person – *особисто, сам*

To lose one's head – *втрачати голову, розгублюватися*

To waste time – *марнувати час*

In my day – *в мої часи*

To keep one's mouth shut – *мовчати*

Take my word for it – *вірити на слово*

A knock on/at the door – *стук у двері*

To name after — *називати на честь*

To bid smb. good night/ good morning – *побажати доброї ночі/ ранку*

To smb's disappointment – *на чиєсь розчарування*

To turn somebody in – *здати (злочинця)*

2. Match the word combinations/phrases to their definitions. There are two extra choices you do not need to use:

- | | |
|-----------------------------|--|
| 1. Take my word for it | a. to say good morning to smb. |
| 2. In my day | b. to tell the police who or where a criminal is |
| 3. In person | c. to give somebody a name |
| 4. To lose one's head | d. to say good night to smb. |
| 5. To keep one's mouth shut | e. not to talk about something |
| 6. To turn somebody in | f. to give somebody the same name as another person or thing |
| 7. To name after | g. in the past, when I was young |
| 8. To bid smb. good night | h. what I am saying is true |
| | i. lose control of oneself ; not to stay calm |
| | j. to do yourself |

3. Write out 5 if-sentences. Comment on the type of the conditionals.

4. Answer the questions:

1. Why did everybody try to see Hermione in the hospital wing?
2. What was Filch shouting about?
3. How did Ron know the name "T.M. Riddle"?
4. What did Hermione, Ron and Harry find out about Riddle in the trophy room?
5. Who delivered cards and messages to the students on Valentine's Day?
6. What trouble did Ron have with his wand again?
7. Why was the Ministry of Magic talking about closing Hogwarts 50 years before?

5. Listen to the following abstract and read it with proper intonation and pronunciation:

His spell lit the corridor with a sudden flaming light. The door behind the large boy flew open with such force it knocked him into the wall opposite. And out of it came something that made Harry let out a long, piercing scream unheard by anyone

A vast, low-slung, hairy body and a tangle of black legs; a gleam of many eyes and a pair of razor-sharp pincers - Riddle raised his wand again, but he was too late. The thing bowled him over as it scuttled away, tearing up the corridor and out of sight. Riddle scrambled to his feet, looking after it; he raised his wand, but the huge boy leapt on him, seized his wand, and threw him back down, yelling, "NOOOOOO!"

The scene whirled, the darkness became complete; Harry felt himself falling and, with a crash, he landed spread-eagled on his four-poster in the Gryffindor dormitory, Riddle's diary lying open on his stomach.

Chapter XIV
CORNELIUS FUDGE

1. Find in the text the following phrases and word combinations and write out the sentences with them:

Liking for somebody/something – *симпатія, прихильність до когось*

To go to some/great/any lengths (to do something) — *іти на все, ні перед чим не зупинятися*

To be sick of — *набридло*

To squeal on smb. – *доносити, виказувати когось*

To blame smb. for smth. – *обвинувачувати в чомусь; вважати винним*

To take somebody/something seriously – *ставитися/сприймати серйозно, відповідально*

To mark something with a check (tick) – *ставити галочку; відмітити щось*

To give advice on/about – *радити щось*

To speak/ say in an undertone — *говорити напівголосно (впівголоса)*

To buck up – *розворушитися; підбадьорити(ся)*

Locker room — *роздягальня (на заводі, стадіоні тощо)*

To inherit something from somebody – *діставати в спадщину, успадковувати*

Tea bag – *пакетик чаю*

He has my full confidence – *Я йому повністю довіряю*

From smb's point of view – *з цієї точки зору*

To answer the door — *відкрити двері (на стук або дзвінок)*

Loss to – *втрата для*

Not stand a chance – *не мати жодних шансів на успіх*

It remains to be seen – *майбутнє покаже (поживемо, побачимо)*

To hold (to stand) one's ground — *утримати свої позиції, виявити твердість (тут: став на місці)*

2. Make up 5 sentences with the phrases and word combinations mentioned above.

3. Write out 5 wish-sentences.

4. Answer the questions:

1. What subjects for the third year did Harry, Ron and Hermione choose?
2. What happened to the Mandrakes in March?
3. When did Gryffindor team practise for the match against Hufflepuff?
4. What colour were the robes of both teams?
5. Why was the match cancelled?
6. What made Harry and Ron think that Hagrid was worried?
7. What was Cornelius Fudge wearing when he came to Hagrid?

Chapter XV

ARAGOG

1. Find in the text the following phrases and word combinations and write out the sentences with them:

To burst into bloom – *розцвісти*

To take a chance — *ризикувати*

Finish smth/smb off – *прикінчити, убити*

To do smth with bare hands – *робити щось голими руками (без нічого)*

To be in the same boat — *бути в тому самому становищі*

Out of earshot — *поза межами чутності*

Long face — *похмуре обличчя*

I flatter myself that — *я наслідуюся думати, що*

At the sight of — *побачивши, бачачи щось*

Pitch-dark – *чорний як смола; дуже темний*

To listen for smth. — *прислухатися*

To jump out of your skin – *підскочити (від переляку, несподіваності тощо)*

To be keen on smth. — *палко захоплюватися чимсь; дуже хотіти чогось; прагнути до чогось*

On all fours — *рачки*

To decide against smth /doing smth – приймати рішення щось не робити

To feed smb on/with smth – годувати чимсь

To plead with smb – просити, благати когось (про щось - for)

To disappear from view – зникнути з поля зору

To wipe something on something – витирати щось у щось

To give a snort – пирхати

To hold one's breath — затамувати подих

To hit a dead end – зайти у безвихідь

To occur to smb – спадати на думку

To sit bolt upright — сидіти прямо

2. Complete the phrase or word combination. Choose a, b or c. Circle your answer.

1. To _____ a dead end.

- a. hit
- b. find
- c. beat

2. To _____ into bloom.

- a. get
- b. burst
- c. dive

3. To sit _____ upright.

- a. told
- b. bolt
- c. colt

4. To jump out of your _____.
 - a. skin
 - b. body
 - c. boots
5. Pitch-_____.
 - a. black
 - b. light
 - c. dark
6. To be in the same _____.
 - a. ship
 - b. boat
 - c. bus
7. To do smth with _____ hands.
 - a. beer
 - b. bear
 - c. bare

3. Write out 5 wish-sentences.

4. Answer the questions:

1. Why did Ron get so angry with Malfoy at their Potion lesson?
2. What did Harry do to attract Ron's attention to the spiders on the ground in the greenhouse?
3. What did Harry want to do in response to Lockhart's words about Hagrid? What did he do instead?
4. How did Ron look like when the spider released him?
5. How did Aragog appear at Hogwarts?
6. What did Fang do when they returned from the Forbidden Forest?

5. Listen to the following abstract and read it with proper intonation and pronunciation:

Harry went to get the Invisibility Cloak out of his trunk right after dinner, and spent the evening sitting on it, waiting for the room to clear. Fred and George challenged Harry and Ron to a few games of Exploding Snap, and Ginny sat watching them, very subdued in Hermione's usual chair. Harry and Ron kept losing on purpose, trying to finish the games quickly, but even so, it was well past midnight when Fred, George, and Ginny finally went to bed.

Harry and Ron waited for the distant sounds of two dormitory doors closing before seizing the cloak, throwing it over themselves, and climbing through the

Chapter XVI
THE CHAMBER OF SECRETS

1. Find in the text the following phrases and word combinations and write out the sentences with them:

To take exams – *здавати екзамени*

To make an announcement – *зробити оголошення*

At breakfast — *за сніданком/ під час сніданку*

Mind you – *зауважте...*

To help oneself to smth – *покласти собі щось (на тарілку)*

Spit it out – *Давай! Кажу!*

To have nothing to do with — *не мати нічого спільного з*

To walk in on somebody – *застати когось зненацька (коли хтось робить щось потайки від усіх)*

To pass up (a chance) – *відмовлятися від чогось(втратити нагоду)*

Wholeheartedly – *щиро, усім серцем*

Mark my words – *запам'ятайте мої слова!*

To stand guard — *стоять на варті*

To smooth out – *розгладжувати, вирівнювати*

To flick something on/off – *включати/виключати щось (світло, телевізор тощо)*

Smb's jaw dropped – у когось одвисла щелепа (від здивування)

To hang around – Вештатися

To burst into tears – розплакатися

To be/get under smb's feet – плутатися у когось під ногами (заважати комусь)

One by one — по одному, один за одним

Life-size (poster, portrait) – у натуральну величину (плакат, портрет)

Dress sense – уміння гарно одягатися

To pride on/upon – гордитися кимсь, чимсь

To be in luck – щастити

To make up one's mind — зважитися, вирішити

White as a ghost – білий як смерть

To lose one's mind — зійти з розуму, з'їхати з глузду; збожеволіти

2. Match the beginning to the end of the phrase. There are two extra choices you do not need to use:

- | | |
|---------------------|----------|
| 1. To make up one's | a. sense |
| 2. Dress | b. tears |
| 3. To stand | c. guard |
| 4. White as a | d. exams |
| 5. To burst into | e. mind |
| 6. To take | f. words |

7. Smb's jaw
8. Mark my

- g. luck
- h. dropped
- i. feet
- j. ghost

3. Write out 5 if-only sentences.

4. Answer the questions:

1. What made the students forget about the Chamber of Secrets for some time?
2. What announcement did Professor McGonnagal make three days before the first exam?
3. Why did Ron say that Hermione would go crazy when she found out that they would take exams soon?
4. How did Ron and Harry manage to visit Hermione in the hospital wing?
5. What is the basilisk afraid of? Why?
6. Why was Harry the only person in the castle who could hear the voice of the basilisk?
7. What message did the Heir of Slytherin leave on the wall? Who was it about?
8. Why did Harry and Ron go and see Lockhart?
9. What happened to Lockhart's wand when he tried to put a Memory Charm on the boys?
10. Why was Myrtle hiding in the toilet on the day of her death?

5. Listen to the following abstract and read it with proper intonation and pronunciation:

"The basilisk kills people by looking at them. But no one's died - because no one looked it straight in the eye. Colin saw it through his camera. The basilisk burned up all the film inside it, but Colin just got Petrified. Justin . . . Justin must've seen the basilisk through Nearly Headless Nick! Nick got the full blast of it, but he couldn't die again . . . and Hermione and that Ravenclaw prefect were found with a mirror next to them. Hermione had just realized the monster was a basilisk. I bet you anything she warned the first person she met to look around corners with a mirror first! And that girl pulled out her mirror - and -"

Rods jaw had dropped.

6. Translate the abstract above into Ukrainian.

7. Write a get-well card for Hermione. Colour and decorate your card.



Chapter XVII
THE HEIR OF SLYTHERIN

1. Find in the text the following phrases and word combinations and write out the sentences with them.

To keep one's eyes narrowed – *примружити очі*

To take one's eyes off – *відвести погляд від*

To stretch one's hand for – *протягнути руку за (чимось)*

To smile broadly – *широко посміхатися*

To open your heart – *відкрити душу, поділитися своїми думками*

To make one's hair stand up – *аж волосся здіблюється (від переляку)*

To pour out your heart/soul – *вилити душу*

To go mad — *зійти з розуму, збожеволіти*

To dispose of smth – *збуватися чогось*

To gain smb's trust – *завоювати довіру когось*

On the one hand/ on the other hand – *з одного боку/ з іншого боку*

To see through somebody – *бачити когось наскрізь*

With luck – *якщо пощастить*

To follow (lead smb) in somebody's footsteps – *іти чиймись слідами (провести когось по своїх слідах)*

To go to some/great/any lengths (to do something) — *іти на все, ні перед чим не зупинятися*

Sorcerer – *чарівник, чаклун*

At random — *навздогад, навмання*

To business – *До справи!*

To force a smile (force a face into a smile) – *вимушено усміхнутися*

To teach smb a lesson — *провчити когось*

To cast an eye on/over something – *глянути, швидко переглянути*

White-hot pain – *нестерпний біль*

Take your time! — *Не поспішайте*

Forsaken by – *покинутий (кимось)*

To give smth (your head) a little shake – *злегка потрясти чимось (головою)*

To take (to) flight — *втікати*

To look into smb's face – *дивитися комусь в обличчя*

It makes no difference. — *Це не має значення*

For a split second – *на мить*

All along — *весь час*

Tears pour (run, flood) down smb's face – *сльози течуть по обличчі*

2. Match the phrases and word combinations to their translation. There are two choices you do not need to use:

- | | |
|--------------------------------|-----------------------------|
| 1. Take your time! | a. нестерпний біль |
| 2. It makes no difference | b. весь час |
| 3. At random | c. аж волосся здіблюється |
| 4. To keep one's eyes narrowed | d. навздогад, навмання |
| 5. White-hot pain | e. Це не має значення |
| 6. For a split second | f. провчити когось |
| 7. To teach smb. a lesson | g. Не поспішайте |
| 8. To make one's hair stand up | h. сльози течуть по обличчі |
| | i. примружити очі |
| | j. на мить |

3. Write out 5 sentences with the Absolute Participle Complex.

4. Answer the questions:

1. Where did Harry find Ginny?
2. Why did Harry think that Tom Riddle was a ghost?
3. What troubles had Ginny been writing in the diary about?
4. Why couldn't Tom open the Chamber of Secrets again in his day?
5. Why was Harry Riddle's new aim?
6. How could Tom leave the pages of his diary?
7. Why had Riddle's father abandoned Tom?
8. What likenesses were there between Harry and Tom Riddle?
9. What was the handle of the sword from the Sorting Hat decorated with?
10. What was the last thing Ginny remembered before losing consciousness?
11. What was Myrtle disappointed about?

Chapter XVIII
DOBBY'S REWARD

1. Find in the text the following phrases and word combinations and write out the sentences with them:

To stand in the doorway – *стояти при вході (на порозі)*

To break rules – *порушувати правила*

How on earth..? — *яким же чином?*

Far and wide – *всюди, усюди*

To cheer up — *тішити(ся); підбадьорити(ся); аплодувати*

To eat your words – *брати назад свої слова*

To impale oneself upon your own sword — *напоротися на свій меч (перен. Потрапити у свою ж пастку)*

To nag at smb – *"гризти" когось, не давати спокою*

To look at smb from under the eyebrows – *дивитися з-під брів на когось*

To tell the truth – *правду кажучи*

In the first place — *передусім, по-перше*

To look somebody in the eye – *дивитися когось прямо в очі*

Of your own free will – *з власної волі, власного бажання*

To get hold of something – *знайти, дістати щось*

To round on – *накидатися (на когось); гостро критикувати*

To find its way somewhere – *опинятися*

For one – *наприклад*

To meet your end – *вмерти*

To throw one's arms around smb's middle– *обійняти когось за талію*

To grow on/upon – *дедалі більше подобатися*

In secret – *таємно*

2. Complete the phrase or word combination. Choose a, b or c. Circle your answer.

1. To _____ your end.
 - a. greet
 - b. find
 - c. meet
2. Of your own free _____.
 - a. time
 - b. will
 - c. hand
3. Far and _____.
 - a. wide
 - b. close
 - c. thin
4. To eat your _____.
 - a. breakfast
 - b. words
 - c. thoughts
5. To impale oneself upon your own _____.
 - a. spade
 - b. stick
 - c. sword
6. To break _____.
 - a. rules
 - b. windows
 - c. records

3. Write out 5 sentences with the Absolute Participle Complex.

4. Answer the questions:

1. Can you finish the sentence “Never trust anything that can think for itself...”?
Who said this?
2. What did Dumbledore advise Ginny to do?
3. What had helped Harry to have Fawkes down in the Chamber of Secrets?
4. Which qualities made Harry similar to Salazar Slytherin and his students?
5. What helped Harry believe that he was a true Gryffindor?
6. Who helped Harry understand how Ginny had got hold of the diary?
7. What did Ginny see Percy doing, that he did not want her to tell anyone?
8. Why did Harry say that his uncle and aunt would be furious when they got to know about his adventures?
9. What did Harry give Ron and Hermione before saying goodbye to them?

5. Listen to the following abstract and read it with proper intonation and pronunciation:

Harry had been to several Hogwarts feasts, but never one quite like this. Everybody was in their pajamas, and the celebration lasted all night. Harry didn't know whether the best bit was Hermione running toward him, screaming "You solved it! You solved it!" or Justin hurrying over from the Hufflepuff table to wring his hand and apologize endlessly for suspecting him, or Hagrid turning up at half past three, cuffing Harry and Ron so hard on the shoulders that they were knocked into their plates of trifle, or his and Ron's four hundred points for Gryffindor securing the House Cup for the second year running, or Professor McGonagall standing up to tell them all that the exams had been canceled as a school treat ("Oh, no!" said Hermione), or Dumbledore announcing that, unfortunately, Professor Lockhart would be unable to return next year, owing to the fact that he needed to go away and get his memory back. Quite a few of the teachers joined in the cheering that greeted this news.

6. Translate the abstract above into Ukrainian.

HARRY POTTER AND THE CHAMBER OF SECRETS

ACTIVITIES

1. Put the words below in the alphabetical order:

Petrified	Teacher	Willow	Dueling
Chamber	Potion	Spider	Snakes
Mandrake	Sock	Heir	Basilisk
Diary	Riddle	Sword	Moaning
Phoenix	Gnomes	Flying	Elf

1. _____
2. _____
3. _____
4. _____
5. _____
6. _____
7. _____
8. _____
9. _____
10. _____

11. _____
12. _____
13. _____
14. _____
15. _____
16. _____
17. _____
18. _____
19. _____
20. _____



2. Decode the words:

a	b	c	d	e	f	g	h	i	j	k	l	m	n	o	p	q	r	s	t	u	v	w	x	y	z	↑
n	e	v	z	o	u	s	p	t	g	j	b	i	k	l	r	y	f	d	c	q	h	m	x	w	a	↑

1. mtbbm _____

2. dmlfz _____

3. dlftks _____

4. ztnfw _____

5. rlctk _____

6. ilnkts _____

7. vpnieof _____

8. rploktx _____

9. rocftuz _____

10. rqztk _____

11. obu _____

12. ftzbo _____

13. potf _____

14. skliod _____

15. dknjod _____

16. inkzfnjo _____

17. ubwtks _____

18. zqobtk _____

19. drtzof _____

20. dlvj _____

3. Fill in the missing consonants:

a) o_l

b) wil_o_

c) dia_y

d) s_o_d

e) p_oeni_

f) po_io_

g) s_ake

h) wa_d

i) ma_ic

j) spi_e_




4. Word search:

s	s	d	f	e	g	i	k	h	o
n	h	a	g	r	i	d	u	h	h
a	e	l	p	f	n	u	i	a	e
p	r	j	s	p	n	m	p	r	r
e	m	n	e	d	y	b	a	r	t
t	i	b	m	y	h	l	n	y	g
r	o	t	y	y	a	e	k	i	d
o	n	r	r	i	d	d	l	e	o
h	e	h	t	j	r	o	n	d	b
d	g	v	l	m	e	r	c	u	b
d	x	c	e	q	h	e	g	j	y

1. Snape
2. Hermione
3. Harry
4. Ron
5. Dobby
6. Hagrid
7. Riddle
8. Ginny
9. Dumbledore
10. Myrtle

5. Do the crossword:




Across

- 1. The letter Ron received from his Mom.
- 6. Harry's pet.
- 7. Malfoy's friend.
- 8. A giant snake that kills people by looking at them.
- 9. Giant spider in the Forbidden Forest.

Down

- 1. Nearly _____ Nick.
- 2. Name written in the diary: Tom _____.
- 3. One of the quidditch balls.
- 4. What secret book did Gimmy have?
- 5. The _____ Willow.

6. Do the crossword:



Across

- 4. Name written in the diary: Tom _____.
- 7. Defense Against the Dark Arts teacher.
- 9. Malfoy's friend.
- 11. Moaning _____.

Down

- 1. The letter Ron received from his Mom.
- 2. _____ Malfoy.
- 3. A party for ghosts.
- 5. What secret book did Gimmy have?
- 6. One of the Quidditch balls.
- 8. Who tried to warn Harry?
- 10. Harry's pet.

Harry Potter Glossary of Characters and Other things

Characters

- **Bagman, Ludo**, Head of Magical Games and Sport, Quidditch player for England
- **Binns**, History of Magic Professor is a ghost and bores his students
- **Black, Sirius** (Padfoot), the prisoner of Azkaban, transforms into a black dog. He is Harry's godfather and protector, falsely accused of murder
- **Bloody Baron**, Slytherin ghost, covered in silver bloodstains, only one who can control Peeves
- **Bryce, Frank**, Riddle House gardener and caretaker
- **Chang, Cho**, pretty Ravenclaw student Harry likes, Quidditch Seeker
- **Crabbe, Vincent**, one of Malfoy's large, slow-witted, thuggish cronies
- **Crouch, Barty**, Head of Department of International Magical Cooperation
- **Crouch, Barty Jr.**, a Death Eater put in Azkaban by father, but escaped, captured and assumed identity of Moody to help Harry win the Triwizard cup a Portkey that took Harry to Voldemort
- **Delacour, Fleur**, silver-haired part Veela with large, deep blue eyes, Beauxbatons Academy Triwizard champion
- **Diggory, Cedric**, Quidditch captain and seeker for Hufflepuff, Hogwarts Triwizard champion
- **Dobby**, Malfoy's house elf
- **Dumbledore, Albus**, Headmaster of Hogwarts
- **Durstly, Vernon, Petunia**, and **Dudley**, Harry's uncle, aunt, cousin
- **Figg, Mrs.**, took care of Harry for Dudleys
- **Filch, Argus**, caretaker, a Squib
- **Finnigan, Seamus**, rooms with Harry
- **Flamel, Nicolas**, made Sorcerer's Stone
- **Flitwick**, Professor of Charms
- **Fudge, Cornelius**, Minister of Magic
- **Goyle, Gregory**, one of Malfoy's large, slow-witted, thuggish cronies
- **Granger, Hermione**, Harry's best friend
- **Griphook**, goblin at Gringotts Bank
- **Hagrid, Rubeus**, Hogwart's groundskeeper, sometime professor and dragon lover
- **Hooch, Madam**, Quidditch instructor
- **Karkaroff, Professor**, Headmaster of Durmstrang Institute
- **Krum, Viktor**, Bulgarian Triwizard champion from Durmstrang
- **Lockhart, Gilderoy**, Author and Professor of Defense Against the Dark Arts
- **Longbottom, Neville**, rooms with Harry,
- **Lupin, Professor Remus** (Mooney), Professor of Defense Against the Dark Arts and a Werewolf
- **Malfoy, Draco**, Harry's arch-enemy
- **Malfoy, Lucius**, Draco's father and one-time Hogwarts governor

- **Maxime, Madame Olympe**, giant headmistress of Beauxbatons Academy of Magic
- **McGonagall, Professor Minerva**, Deputy headmistress and head of Gryffindor House, an Animagus, a cat
- **Mimsy-Porpington, Sir Nicholas** is Nearly-Headless Nick
- **Moaning Myrtle**, a ghost and former student who haunts girl's toilet
- **Moody, Mad-Eye Alastor**, an Auror, with electric-blue swiveling eye
- **Nearly-Headless Nick**, Gryffindor resident ghost, is Sir Nicholas de Mimsy-Porpington
- **Patil, Parvati**, pretty Gryffindor student Harry took to the Yule Ball
- **Peeves**, a poltergeist that likes to play tricks
- **Pettigrew, Peter** (Wormtail), an Animagus who transforms to Scabbers, Ron's rat. Helped Voldemort kill Harry's parents
- **Pince Madame**, the librarian
- **Pomfrey, Madam Poppy**, the school nurse
- **Potter, Harry**, The Boy Who Lived
- **Potter, James** (Prongs), Harry's father, can transform into a stag, which is also Harry's Patronus
- **Potter, Lily**, Harry's mother, Petunia Dursley's sister
- **Quirrell, Professor** of Defense Against the Dark Arts
- **Riddle, Tom**, father of Tom Marvolo
- **Riddle, Tom Marvolo**, former Hogwarts student anagram for I am Lord Voldemort
- **Rosmerta, Madam**, publican of the Three Broomsticks in Hogsmeade
- **Skeeter, Rita**, unethical, nosy Daily Prophet reporter, an Animagus who transforms into a beetle
- **Snape, Severus**, strict Potions professor and head of Slytherin House. Can't stand Harry because Harry's father was part of a group that almost killed him by accident
- **Sprout**, Professor of Herbology, head of Hufflepuff House
- **Thomas, Dean**, rooms with Harry
- **Trelawney, Sybill**, eccentric divination professor (fortune teller)
- **Voldemort, Lord**, Powerful dark wizard who killed Harry's parents before losing his power while trying to kill Harry
- **Weasley, Arthur**, Ministry of Magic, fascinated by muggle objects
- **Weasley children**, Bill, Charley, Percy, Fred, George, Ron, and Ginny are all redheads
- **Weasley, Fred and George**, funny, clever, mischievous twins
- **Weasley, Ginny**, youngest in family, likes Harry
- **Weasley, Molly**, Ron's mother, short, plump
- **Weasley, Ron**, Harry's roommate and best friend, flaming red hair and freckles
- **Winky**, Barty Crouch's house-elf
- **Wood, Oliver**, Gryffindor Quidditch captain

Terms

- **Apparate**, transport from one place to another
- **Avada Kedavra**, unforgivable killing curse
- **Azkaban**, island prison guarded by Dementors
- **Beauxbatons**, Academy of Magic, France
- **Bertie Bott's Every Flavor Beans**, literally ever flavor in the world including toast, coconut, strawberry, curry, grass, coffee, sardine, liver, and earwax
- **Bludger**, jet-black Quidditch ball that tries to knock players off their brooms, Beaters give protection
- **Burrow, The**, Weasley family home, many rooms, large garden, village of Ottery St. Catchpole
- **Butterbeer**, a tasty, foaming, hot drink served in Hogsmeade
- **Chamber of Secrets**, Salazar Slytherin's sealed room to be opened by his true heir
- **Chocolate Frogs**, includes cards of famous witches and wizards
- **Cruciatus**, unforgivable curse causes intense pain
- **Daily Prophet**, wizard newspaper
- **Dark Mark**, skull and serpent symbol burned into Death Eaters by Voldemort,
- **Dervish and Banges**, equipment and instrument shop in Hogsmeade
- **Diagon Alley**, a cobbled street with wizard shops and pubs
- **Durmstrang Institute**, wizard academy in Europe
- **Eeylops Owl Emporium**, in Diagon Alley
- **Fat Lady**, portrait guards the entrance to Gryffindor Tower
- **Firebolt**, Harry's second broomstick
- **Floo powder** used for flying through fireplaces
- **Floean Fortescue's Ice Cream Parlor** in Diagon Alley
- **Flourish and Blotts**, a bookshop in Diagon Alley
- **Forbidden Forest**, deep, dark forest that surrounds Hogwarts, full of dangerous beasts
- **Galleon**, gold coin, equals 17 sickles
- **Gillyweed** when eaten grows webbed hands and feet and gills that allow breathing under water, looks like slimy, grayish-green rat tails
- **Great Hall**, gathering place for meals and festivities, bewitched ceiling shows sky outside
- **Gryffindor House**, flag is gold lion on red field. Harry, Ron and Hermione's house.
- **Gringotts**, wizard bank in Diagon Alley, run by goblins
- **Hogs Head**, village pub
- **Hogsmeade**, magical village near Hogwarts
- **Hogwarts School of Witchcraft and Wizardry** for students 11 to 17
- **Hogwarts Motto**, "Draco Dormiens Nunquam Titillandus" (Never tickle a Sleeping Dragon)
- **Hogwarts Express**, scarlet steam engine leaves from platform 9-3/4 at King's Cross Station, London

- **Honeydukes**, Hogsmeade candy store
- **Houses** are Gryffindor, Hufflepuff, Ravenclaw, Slytherin
- **Howler**, loud, scolding message brought by owl
- **Hufflepuff House**, flag is black badger on yellow field
- **Imperius**, unforgivable curse gives total control of another
- **Knight Bus**, magical emergency transportation, just stick out your wand hand
- **Knut**, bronze coin, 29 to a sickle
- **Leaky Cauldron**, pub and boarding house and entrance to Diagon Alley
- **Leprechaun Gold** vanishes in a few hours
- **Madam Malkin's**, in Diagon Alley has Hogwarts uniforms
- **Magical Menagerie**, pet shop in Diagon Alley
- **Marauder's Map** shows secret passageways at Hogwarts and identifies everyone
- **Mirror of Erised** shows heart's desire
- **Money**, bronze knutes, silver sickles, gold galleons
- **Monster Book of Monsters**, bites and scuttles away, stroke the spine to tame it
- **N.E.W.T.**, Nastily Exhausting Wizarding Test, for highest Hogwarts qualification
- **Nimbus 2000**, Harry's first broomstick
- **Ollivanders**, wand shop in Diagon Alley since 382 BC
- **Omnisculars**, binoculars featuring instant replay and slow-motion
- **O.W.L.**, Ordinary Wizarding Levels examinations at year end
- **Owlery**, cold, drafty, circular stone room, top of West Tower has hundreds of owls
- **Parselmouth**, one who can speak with snakes
- **Patronus** conjured with incantation "expecto patronum" can provide protection from Dementors
- **Pensieve**, a basin that holds memories and thoughts
- **Polyjuice Potion**, transforms you into someone else
- **Portkey**, ordinary object used for traveling, you just need to touch it
- **Quaffle**, bright-red, soccer-size Quidditch ball, Chasers throw through hoops to score 10 points
- **Quidditch**, broomstick soccer; seven players on each team: three Chasers, two Beaters, a Keeper, a Seeker; four balls: a Quaffle, two Bludgers, a Snitch; and six tall goal posts
- **Ravenclaw House**, flag is bronze eagle on blue field
- **Remembrall**, marble-sized glass ball glows scarlet if you forget something
- **Riddle House**, in Little Hangleton, 200 miles from Hogwarts
- **Shrieking Shack**, Hogsmeade haunted house
- **Sickle**, silver coin, equals 29 knutes
- **Skele-Gro**, drink for regrowing bones
- **Slytherin House**, flag is silver serpent on green field
- **Sneakoscope** lights up and spins if an untrustworthy person is near

- **Snitch**, fast, gold, walnut-sized, silver-winged Quidditch ball, worth 150 points, game ends when caught by Seeker
- **Sorting Hat**, patched, frayed, and dirty, assigns new students to the four houses with a song
- **Three Broomsticks**, Hogsmeade pub
- **Timeturner** necklace for going back in time
- **Whomping Willow**, large, violent tree on the edge of the Forbidden Forest
- **WWN**, Wizarding Wireless Network
- **Zonko's**, a joke shop in Hogsmeade

Other creatures and things

- **Animagus** can transform into an animal
- **Auror** brings the Death Eaters to Azkaban
- **Beater**, Quidditch player protects team from Bludgers, tries to knock them into opponents
- **Boggart**, takes shape of whatever we most fear, repelled by laughter
- **Centaur** Ronan, Bane, Firenze are star gazers, half man, half horse.
- **Chaser**, Quidditch player scores 10 points by throwing Quaffle through hoops
- **Death Eater**, supporter of Lord Voldemort
- **Dementor**, dark, hooded figure that feeds on human souls, guards Azkaban
- **Ghost**, dead person who can see, hear, talk, cry, walk through walls, and move things
- **Gnome**, small, leathery looking, with a large knobby, bald head, eats roots of plants and makes little heaps of earth
- **Keeper**, Quidditch player guards the hoops
- **Merman, Mermaid**, part person, part fish, grayish skin, long, wild, dark green hair, yellow eyes, broken teeth, silver tail, carries spear, lives in lake by Hogwarts
- **Mudblood**, insulting name for wizard born of Muggle parents
- **Muggle**, non-magical person
- **Seeker**, Quidditch player tries to catch Snitch for 150 points
- **Squib**, non-magical person from a wizard family
- **Troll**, viscous, stupid creature, 12 feet tall, with small bald head
- **Veela**, beautiful creatures, moon-bright skin, white-gold hair, bewitch men who hear them

Animals

- **Aragog**, giant spider in Forbidden Forest raised by Hagrid
- **Blast-Ended Skrewt**, looks like a cross between a giant scorpion and elongated crab, has a sting, a blasting end and a sucker
- **Basilisk**, large, poisonous serpent with a deadly stare, born from a chicken's egg, hatched beneath a toad, subdued by crowing rooster
- **Buckbeak**, Hagrid's pet Hippogriff

- **Crookshanks**, Hermione's large ginger cat who can sense evil
- **Errol**, Weasley family owl, old and weak
- **Fang**, Hagrid's black boarhound
- **Fawkes**, Dumbledore's swan-size, scarlet-and-gold phoenix has pearly healing tears
- **Fluffy**, Hagrid's vicious, three-headed dog, soothed by music
- **Grim**, death omen, very big, with wide, gleaming eyes
- **Grindylow**, green water demon with sharp little horns, pointed fangs
- **Hedwig**, Harry's snowy owl, gift from Hagrid
- **Hippogriff**, large creature, half bird, half horse, bow before approaching
- **Mrs. Norris**, Filch's skeletal, gray cat
- **Nagini**, large snake provides venom to sustain Voldemort
- **Niffler**, fluffy and black with long snout, digs in earth for treasure
- **Pigwidgeon** (Pig), Ron's owl, a gift from Sirius
- **Scabbers**, Ron's rat
- **Unicorn**, beautiful, magical creature, horn and tail hair used in Potions, silver blood can sustain life at terrible price

REFERENCES

1. Bright, J.A. and McGregor, G.P. (1970) Teaching English as a Second Language. – Longman, 1970
2. Broughton G. Teaching English as a Foreign Language. Second Edition / G. Broughton, C. Brumfit, R. Flavell, P.Hill, A. Pincas. – University of London, 1980
3. Eynon J. Multiple Choice Questions in English. – Hamish Hamilton, 2nd edition, 1970
4. Grellet F. Developing Reading Skills. – Cambridge University Press, 1981.
5. Haycraft J. An Introduction to English Language Teaching. – Longman, 1978
6. Moon C., Raban B. A. Question of Reading. – Ward Lock, 1975
7. Nuttall C. Teaching Reading Skills in a Foreign Language. – Heinemann, 1982.
8. Smith F. Understanding Reading. – New York: Holt, Rinehart-Winston, 1970.
9. <http://www.ehow.com/reading-skills/>
10. <http://esl.about.com/od/englishreadingskills/a/readingskills.htm>
11. <http://www.mindtools.com/rdstratg.html>

НАВЧАЛЬНЕ ВИДАННЯ

Білик О.І., Артиш О.О.

The Guide to
“Harry Potter and the Chamber of Secrets”
by J.K. Rowling
Student’s Book

Практикум для розвитку навичок читання
оригінального художнього твору
(до роману Джоан К. Ролінг “Гаррі Поттер і таємна кімната”)

Формат 60x84/16.

Гарнітура „Times New Roman”. Ум. друк. арк. 5,3.